


# 150 LED High Power Street Light (Double Head)

Complete System




## NEOJ2022-20



### Technical Parameters

Light source:	150 x 1W High Power LED x 2
Color temperature:	2000K±200K
Luminance flux:	5722lm x 2
Average illumination:	11Lux/9M
Area of illumination:	±12M
Input voltage:	100-240V AC, 50/60HZ
LED operating current:	24VDC
Total power:	189 W x 2

### CE RoHS IP65



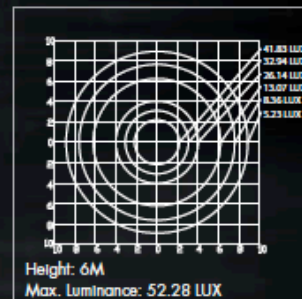
Light Sensor

AST-Automatic Switching Technology

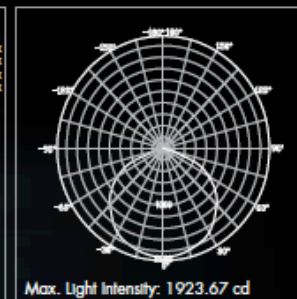
The Auto Switching Technology (AST) sensor is located on the adjoining bracket between the pole coupler and the LED fixture.

AST works by Auto Switching "turning on" the High Power LED Street Light when the luminance of sunlight is lower than 13LUX and off again when a LUX factor greater than 13 is sensed.

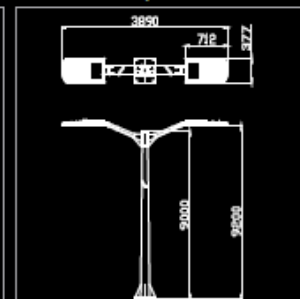
### ISO-Luminance Curve



### Candle Power Distribution



### Dimensions of System



30  
60  
90  
20  
150